

The Student Success Report – Graduation Rates

Prepared by

Dr. Minder Chen and Dr. Hua Dai

The following Student Success report’s information is retrieved from The CSU Student Success Dashboard. Users with an CSU campus user account can get access to the information at <http://www.calstate.edu/dashboard>

The following are some key statistics regarding CSU Channel Islands Business Major student success.

Degree Progress for All First-Time Full-Time Freshmen Entering Fall 2009	Degree Progress for All Fall 2009 Entering Transfers.
Summary 2009 Business Majors	Summary 2009 Business Majors
<p>55 Enrolled Students*</p> <p>31% 4-yr Grad Rate; 64% 6-yr Grad Rate</p> <ul style="list-style-type: none"> 69% of 6-yr grads (24 out of 35) graduated within this major The average total units attempted of all graduates was 127 units. 	<p>87 Enrolled Students*</p> <p>29% 2-yr Grad Rate; 79% 4-yr Grad Rate</p> <ul style="list-style-type: none"> 88% of 4-yr grads (61 out of 69) graduated within this major The average total units attempted of all graduates was 136 units.
<p>31% Dropout Rate</p> <ul style="list-style-type: none"> 53% of these (9 out of 17) happened in the first year The average total units attempted of all dropouts was 38 units. 	<p>18% Dropout Rate</p> <ul style="list-style-type: none"> 63% of these (10 out of 16) happened in the first year The average total units attempted of all dropouts was 107 units. 2 students who dropped out went on to graduate from another university.
Graduation Rates 56.5% Channel Islands’s 6-year graduation rate for freshmen entering in 2009 was 56.5%.	

The following is a comparison of our data with Northridge’s Business Administration Major Student’s Degree Progress for All First-Time Full-Time Freshmen Entering 2009. CSUCI has a far better success with our students.

CSU Channel Islands – Business Major Degree Progress for All First-Time Full-Time Freshmen Entering Fall 2009	CSU Northridge Degree Progress for All First-Time Full-Time Freshmen Entering Fall 2009
<div style="background-color: #00AEEF; color: white; padding: 5px;">Summary</div> <div style="background-color: #00AEEF; color: white; padding: 2px 5px;">2009 Business Majors</div> <p>55 Enrolled Students*</p> <hr/> <p>31% 4-yr Grad Rate; 64% 6-yr Grad Rate</p> <ul style="list-style-type: none"> 69% of 6-yr grads (24 out of 35) graduated within this major The average total units attempted of all graduates was 127 units. <hr/> <p>31% Dropout Rate</p> <ul style="list-style-type: none"> 53% of these (9 out of 17) happened in the first year The average total units attempted of all dropouts was 38 units. 	<div style="background-color: #00AEEF; color: white; padding: 5px;">Summary</div> <div style="background-color: #00AEEF; color: white; padding: 2px 5px;">2009 Business Administration Majors</div> <p>63 Enrolled Students*</p> <hr/> <p>11% 4-yr Grad Rate 59% 6-yr Grad Rate</p> <ul style="list-style-type: none"> 35% of 6-yr grads (13 out of 37) graduated within this major The average total units attempted of all graduates was 124 units. <hr/> <p>35% Dropout Rate</p> <ul style="list-style-type: none"> 50% of these (11 out of 22) happened in the first year The average total units attempted of all dropouts was 47 units. 1 students who dropped out went on to graduate from another university.

Analysis

CSU Channel Islands Business Major students entering as a freshman in 2009 (the latest data available for graduation analysis) graduation rates are:

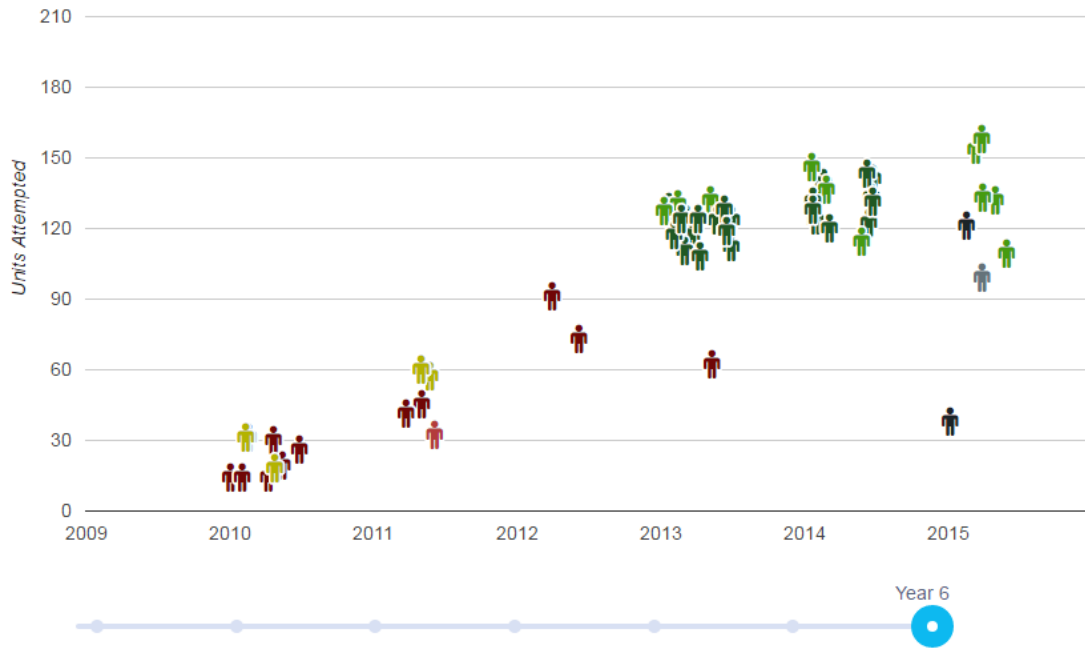
31% 4-yr Grad Rate; **64%** 6-yr Grad Rate;

CSU Northridge Business Administration Major Student graduation rates are:

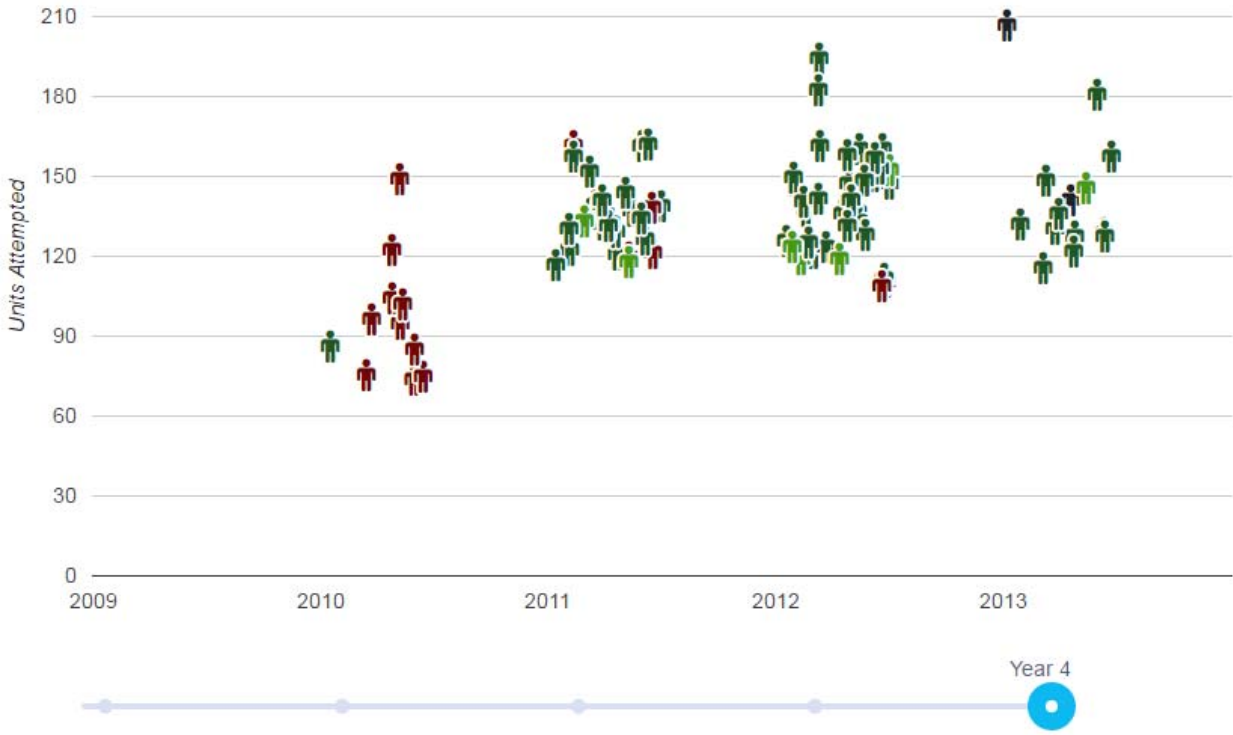
11% 4-yr Grad Rate **59%** 6-yr Grad Rate

Students entering CSU Channel Islands business program has much higher chance to graduate in four years.

Channel Islands ▾	School of Busines ▾	<input checked="" type="checkbox"/>  Graduated Same Major	<input checked="" type="checkbox"/>  Enrolled Same Major	<input checked="" type="checkbox"/>  Dropped Out Same Major
Business ▾	2009 ▾	<input checked="" type="checkbox"/>  Graduated Different Major	<input checked="" type="checkbox"/>  Enrolled Different Major	<input checked="" type="checkbox"/>  Dropped Out Different Major
First-Time Full-Time Freshmen ▾				



Channel Islands ▾	School of Busines ▾	<input checked="" type="checkbox"/> Graduated Same Major	<input checked="" type="checkbox"/> Enrolled Same Major	<input checked="" type="checkbox"/> Dropped Out Same Major
Business ▾	2009 ▾	<input checked="" type="checkbox"/> Graduated Different Major	<input checked="" type="checkbox"/> Enrolled Different Major	<input checked="" type="checkbox"/> Dropped Out Different Major
Fall Entering Transfers ▾				



CSU Channel Islands Business Major

Degree Progress for All Fall Entering Transfers in 2010 and 2011

Summary 2010 Business Majors	Summary 2011 Business Majors
<p>118 Enrolled Students*</p> <hr/> <p>41% 2-yr Grad Rate 76% 4-yr Grad Rate</p> <ul style="list-style-type: none">• 96% of 4-yr grads (86 out of 90) graduated within this major• The average total units attempted of all graduates was 134 units.	<p>89 Enrolled Students*</p> <hr/> <p>39% 2-yr Grad Rate 70% 4-yr Grad Rate</p> <ul style="list-style-type: none">• 94% of 4-yr grads (58 out of 62) graduated within this major• The average total units attempted of all graduates was 137 units.
<p>19% Dropout Rate</p> <ul style="list-style-type: none">• 73% of these (16 out of 22) happened in the first year• The average total units attempted of all dropouts was 99 units.• 4 students who dropped out went on to graduate from another university.	<p>27% Dropout Rate</p> <ul style="list-style-type: none">• 46% of these (11 out of 24) happened in the first year• The average total units attempted of all dropouts was 108 units.• 3 students who dropped out went on to graduate from another university.

CSU Northridge Business Administration Major

Degree Progress for All Fall Entering Transfers Entering 2010 and 2011

Summary	Summary
2010 Business Administration Majors	2011 Business Administration Majors
<p>54 Enrolled Students*</p> <hr/> <p>19% 2-yr Grad Rate 76% 4-yr Grad Rate</p> <ul style="list-style-type: none"> 59% of 4-yr grads (24 out of 41) graduated within this major The average total units attempted of all graduates was 140 units. <hr/> <p>15% Dropout Rate</p> <ul style="list-style-type: none"> 50% of these (4 out of 8) happened in the first year The average total units attempted of all dropouts was 111 units. 1 students who dropped out went on to graduate from another university. 	<p>54 Enrolled Students*</p> <hr/> <p>26% 2-yr Grad Rate 72% 4-yr Grad Rate</p> <ul style="list-style-type: none"> 62% of 4-yr grads (24 out of 39) graduated within this major The average total units attempted of all graduates was 136 units. <hr/> <p>26% Dropout Rate</p> <ul style="list-style-type: none"> 50% of these (7 out of 14) happened in the first year The average total units attempted of all dropouts was 97 units. 2 students who dropped out went on to graduate from another university.

Comparing the data between CSU Channel Islands and Northridge, we found that transfer students entering the program in 2010 and 2011 have similar degree progressing pattern except that students at CI has much better chance to graduate in two years.

Campus	Channel Islands		Northridge	
	2010	2011	2010	2011
Year				
Enrolled Students	118	89	54	54
2-yr Grad Rate	41%	39%	19%	26%
4-yr Grad Rate	76%	70%	76%	72%
Drop Out Rate	19%	27%	15%	26%

CSU Channel Islands Peer Descriptive Statistics

6-Year Freshman Cohort Year of Graduation for 2008 (latest data available) entering freshman cohort.

Campus	2008 6-Year ▼ Grad Rate	URM 6-Year Grad Rate	% Pell Eligible	% URM	Average High School GPA	Average SAT Score	State	(Undergrad FTE) Size	Sector
CSU Channel Islands	61.5%	63.2%	47.9%	44.7%	ds*	954	CA	4,508	Public
California Baptist University	55.4%	41.7%	42.3%	38.7%	3.33	984	CA	5,323	Private not-for-profit
Rutgers University-Camden	52.1%	40.7%	47.0%	28.2%	ds*	1,035	NJ	4,240	Public
Western Oregon University	46.8%	45.4%	43.6%	15.4%	3.20	950	OR	4,703	Public
CSU Monterey Bay	45.3%	44.8%	52.6%	46.4%	3.23	976	CA	5,071	Public
Midwestern State University	45.0%	35.6%	42.0%	30.0%	3.43	993	TX	4,305	Public
Rhode Island College	42.6%	42.4%	49.4%	19.9%	ds*	930	RI	6,235	Public
University of South Carolina-Upstate	38.4%	42.0%	51.9%	32.8%	3.70	982	SC	4,587	Public
Texas A & M University-Corpus Christi	38.0%	35.1%	43.7%	50.9%	3.24	960	TX	7,875	Public
Southwestern Oklahoma State University	33.5%	20.4%	44.9%	16.9%	3.41	990	OK	3,633	Public
Colorado State University-Pueblo	31.8%	26.2%	48.9%	38.6%	3.10	967	CO	4,230	Public
University of Wisconsin-Parkside	30.6%	24.4%	40.8%	20.9%	ds*	990	WI	3,705	Public
Armstrong Atlantic State University	29.7%	27.7%	45.7%	30.7%	3.24	997	GA	5,248	Public
Angelo State University	29.7%	23.1%	45.8%	39.0%	3.47	965	TX	4,956	Public
Indiana University-Northwest	28.9%	22.6%	39.4%	35.4%	2.82	918	IN	4,115	Public
University of South Carolina-Beaufort	26.0%	26.9%	39.6%	24.5%	ds*	932	SC	1,492	Public

*The national peer institutions selected for this dashboard come from College Results Online (CRO). CRO applies an algorithm comparing the chosen school to all other public and private not-for-profit institutions in the CRO database. CSU Channel Islands has the highest graduation rate overall. No program specific data is available.

Average Units Taken and GPA at Graduation with comparison to School-wide and Campus-wide Data (from 2003-2012).

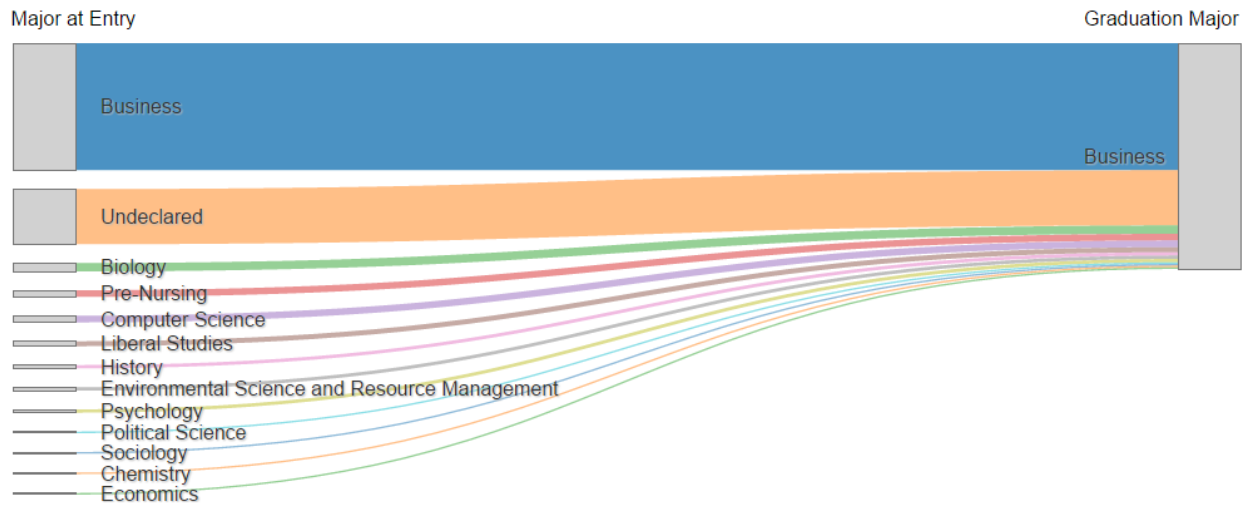
* Smith School has two majors: Business and Economics. Majority of students in the School major in Business.

Cohort	Major Units	Major GPA	College Units	College GPA	Campus Units	Campus GPA
2003	125	2.94	125	2.94	128	3.07
2004	126	2.92	126	2.92	128	3.14
2005	129	2.88	129	2.89	132	3.12
2006	124	2.95	124	2.93	130	3.09
2007	127	2.9	127	2.9	132	3.16
2008	124	2.86	124	2.86	132	3.1
2009	123	2.94	125	2.97	131	3.1
2010	126	2.93	126	2.94	129	3.15
2011	123	3.13	123	3.13	125	3.24
2012	n<10	n<10	n<10	n<10	126	3.48

* Smith School Business Major students received slightly less GPA when graduated due to higher grading standard held by faculty members at Smith School.

CSU Major Migration for all First-time Full-time Freshmen who Graduated in 2013, 2014, or 2015

Approximately 56% of students graduated with a Business major entered as a business major.



CSU Major Migration for all First-time Full-time Freshmen who Graduated in 2013, 2014, or 2015

Approximately 67% of students who began in Business graduated in Business.

